

ACUMEN TODAY™





...For Smarter Tomorrow



Senior. Kg




Books



English

Beta Practice

Senior
KG



For an overall development of the child in early years, the LSRW (Listen, Speak, Read & Write) method of learning is age old, but is still relevant in modern days of today – our book is an attempt towards building the age-appropriate motor skills, cognitive skills, language skills, mathematic / arithmetic skills and most importantly the age-appropriate behavior, values, character, attitude, aptitude and knowledge.

We have brought about an integrated- interrelated- interconnected approach (3i) towards all the subjects of English, Mathematics and General Awareness.

Table of Content

Page No.	Details	Page No.	Details
1	• Colour the Picture	58	• Match the Correct Position
2	• Trace and Write Capital Alphabets	59	• Write Capital Letters
3	• Fun Time- write the Missing Alphabets	60	• Correct Punctuation- Full stop
4 - 16	• Trace and write Small Alphabets	61	• Fun Time – Word Puzzle
17	• Fun Activity – Connect the Dots to complete the Picture	63 - 64	• Activity- Prepare a word
18 - 23	• Practice Again - Alphabets	65	• Fun Time – Write the first letter and color
24	• Activity- Match the Words	66 - 70	• Match the Words with Pictures
25 - 26	• Activity and Practice- Action words	71 - 72	• Activity – Kangaroo Words
27 - 30	• Let's Practice- Two Letter words	73 - 74	• Activity - Jumbled words
31 - 34	• Let's Practice- Three Letter words	75	• Activity- Match the pair
35	• Fun Time- Word Puzzle for Sight words	76	• Activity – Colour the Picture
36 - 40	• Vowels and Consonants Practice		
41 - 42	• Articles Practice		
43 - 44	• Opposites - Match the correct Opposites		
45	• Fun Time- Circle the Bigger		
46 - 47	• Activity – This and That		
48 - 50	• Activities – One and Many		
51	• Days of week – Writing Activity		
53 - 54	• Months of Year- Writing Activity		
54 - 55	• Circle the Correct Rhyming word		
56 - 57	• Write the Correct Rhyming word		

Trace and Write



A

B

C

D

E

F

G

H

I

J

K

L

M

N

O

P

Q

R

S

T

U

V

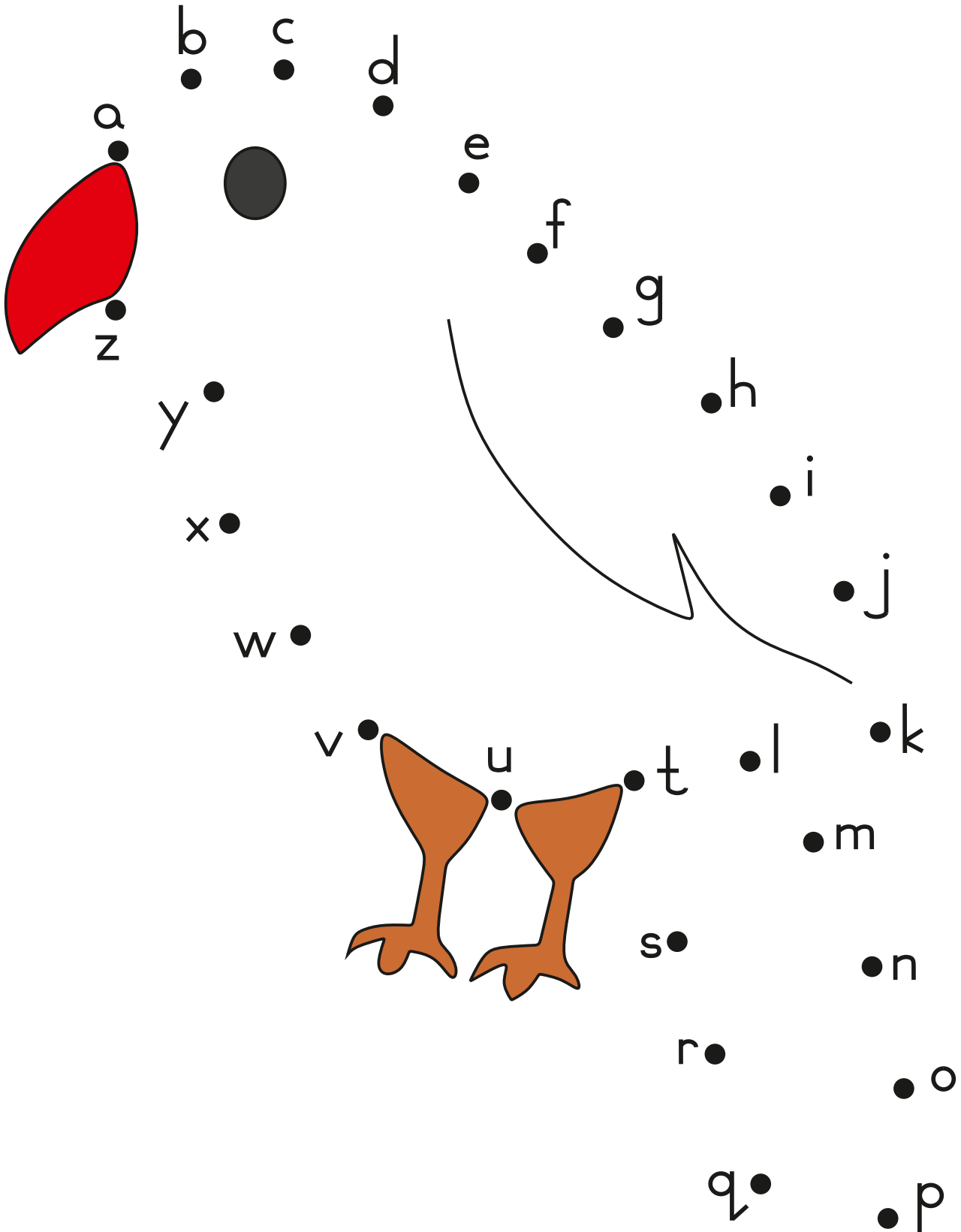
W

X

Y

Z

Connect the Dots



Fill the Missing Small Letters

a

c

f

j

l

m

p

r

w

y

z

Tick (✓) the Correct Action Word



Read Jump



Bend Run



Skip Read



Play Bend

English alpha Primer

Senior
KG




For an overall development of the child in early years, the LSRW (Listen, Speak, Read & Write) method of learning is age old, but is still relevant in modern days of today – our book is an attempt towards building the age-appropriate motor skills, cognitive skills, language skills, mathematic / arithmetic skills and most importantly the age-appropriate behavior, values, character, attitude, aptitude and knowledge.

We have brought about an integrated- interrelated- interconnected approach (3i) towards all the subjects of English, Mathematics and General Awareness.

Table of Content

Page No.	Details	Page No.	Details
1	• Trace and Colour	47	• Fast Slow, Sweet-Sour, Clean-Dirty
2-10	• Introduction and revision of Capital Alphabets	48	• Pull-Push, Inside- Outside, Long-Short
11	• Connect the dots from A to Z	49 - 50	• Concept of this and that
12	• Trace and write Capital Alphabets	51	• Activity for this and that
13 - 25	• Trace and write Capital Alphabets	52 - 53	• Concept of One and Many • Let's learn Rhyming words
26 - 27	• Fun time - Let's read the picture story	54	• Poem for Rhyming
28 - 29	• Action Time - Lets Learn some Action words • Common words - 2 letters , 3 letters	55 - 56	• Rhyming words
30	• Let's practice two letter words with teacher	57	• Let's Practice Rhyming words
32 - 33	• Let's practice Three letter words with teacher	58 - 62	• Let's practice to write sentences
34	• Let's practice three letter words	63 - 64	• Positions - • Inside-Outside, Above-Below, Between-Behind, Before- After • Writing skills
35	• Word Puzzle	65 - 67	• Understanding the correct Use of capital letters
36	• Trace and write four letter words • Vowels & Consonants	68 - 69	• Understanding the importance of Full stop
37	• Introduction of Vowels & Consonants	70	• Fun time - word puzzle
38	• Let's do some Practice of Vowels	71	• Kangaroo words
39	• Let's Practice Consonants	72	• Jumbled words
40 - 42	• CVC Words - (Consonants-Vowels-Consonants)	73 - 74	• Let's practice to write sentences
43	• Fun Time - Help the Dog to find his House • Articles - a, an,	75	• Match the pairs
44	• Article - a	76 - 80	• A to Z common words
45 - 46	• Article - an • Opposites		


Trace and Colour



7 G g



Gun




Giraffe



Girl

8 H h



Horse



Helicopter



Helmet

9 I i



Ice-cream



Ice



Ink


Match the Pairs



Eraser



Ball



Bread




Carrot



Bat



Pencil



Rabbit



Jam

Kangaroo Words

Some Words have Smaller Words hidden inside them. Such words are called **Kangaroo Words**.

Ball - B **(all)** all

Cat - C **(at)** at

Pick and Write the Smaller Word Hidden inside each Word.

1. Cup _____

2. Send _____

3. Pencil _____

4. Sit _____

5. Chin _____

6. Bold _____

7. These _____



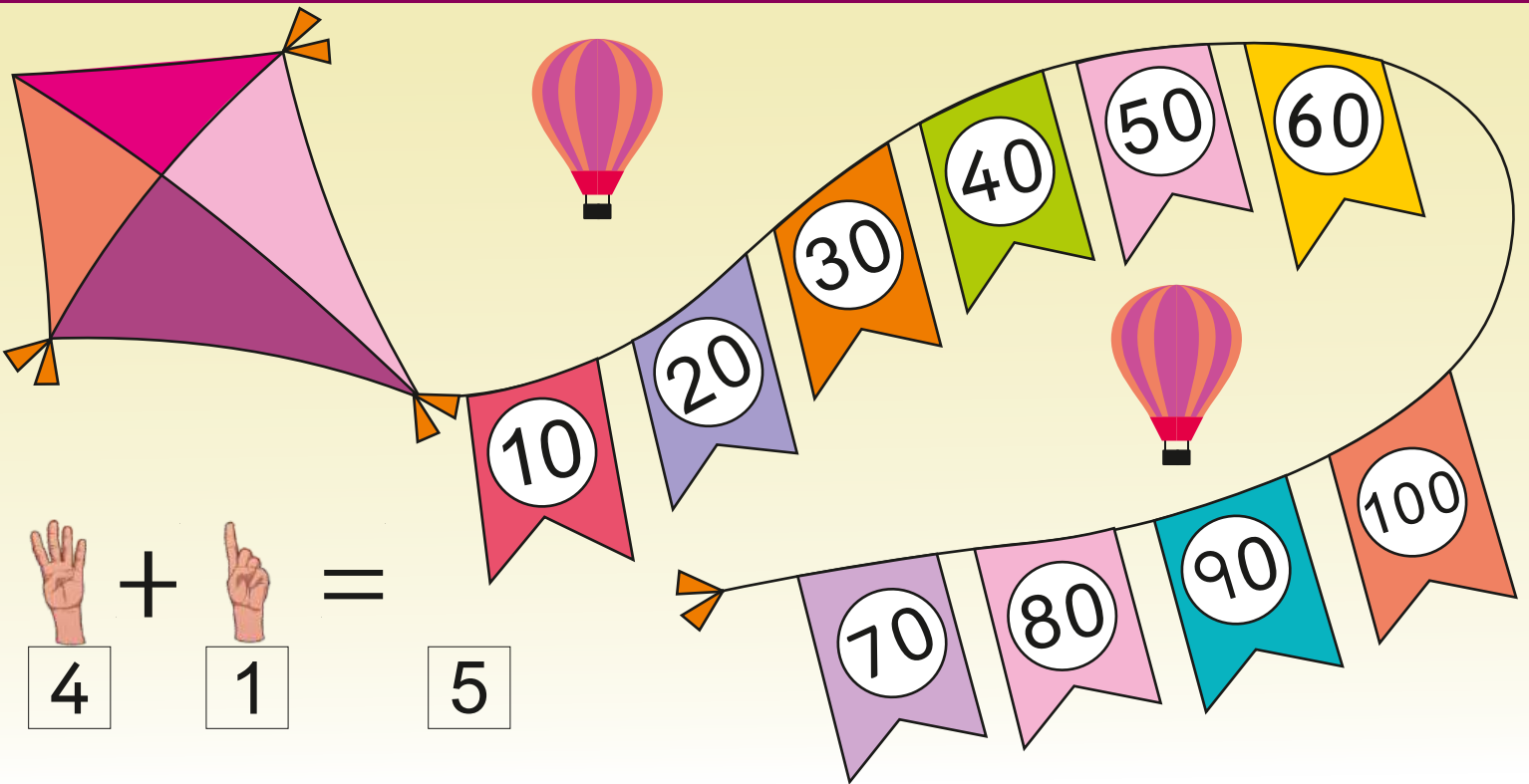
8. Carry _____

9. Heat _____

10. Four _____

MATHEMAGIC

NUMERO PRIMER





For an overall development of the child in early years, the LSRW (Listen, Speak, Read & Write) method of learning is age old, but is still relevant in modern days of today – our book is an attempt towards building the age-appropriate motor skills, cognitive skills, language skills, mathematic / arithmetic skills and most importantly the age-appropriate behavior, values, character, attitude, aptitude and knowledge.

We have brought about an integrated- interrelated- interconnected approach (3i) towards all the subjects of English, Mathematics and General Awareness.

Table of Content

Page No.	Details	Page No.	Details
1	• Fun time - Trace and colour the picture	53	• Right and Left
2-13	• Counting Numbers -Revision of numbers 1 to 40 • Trace and Write Numbers 1 to 40 • Activity - For numbers 1-10, 11-20, 21-30, 31-40	54-61	• Addition • Addition of objects • Addition of numbers with the help of number line • Addition of 0 • Addition of money • Activity - match the numbers with letters • Addition of alphabets • Vertical Addition
14	• Before	63	• Backward Counting
15	• After	64-68	• Subtraction • Subtraction of objects • Subtraction of numbers with the help of number line • Subtraction of 0 • Vertical Subtraction
16-18	• Trace and write numbers 41 to 50 • Activity - For numbers 41 to 50	69-70	• Ascending Numbers • Activity Time - Ascending Numbers
19-21	• Tens and ones • Activity - For Tens and Ones	71-72	• Descending Numbers • Activity Time - Descending Numbers
23-25	• Trace and write numbers 51 to 60 • Activity - For numbers 51 to 60	73-75	• Ordinal Numbers and Positions
26	• Greater than and Less than	76	• Days of the Week
27	• Equal	77-78	• Months of the Year • Activity Time - Months of the Year
28-30	• Trace and write numbers 61 to 70 • Activity - For numbers 61 to 70	79-83	• Types of Clock • Hands of Clock • Daily Routine • Activity Time - Write and show the Time
31-33	• Trace and write numbers 71 to 80 • Activity - For numbers 71 to 80	84-86	• Words Problem- Additions
34	• Between	87-89	• Words Problem- Subtraction
35-37	• Trace and write numbers 81 to 90 • Activity - For numbers 81 to 90	90-92	• Shapes- Circle, Triangle, Square, Rectangle, Oval, Semi-circle, Diamond, Crescent, Heart, Star • Shapes Activity
38-40	• Money • Identification of Different Coins, Notes • Concept of Plastic money		
41-42	• Tens and Ones		
43-45	• Counting Numbers • Trace and write numbers 91 to 100		
46-52	• Comparison • Big - Small, In - Out, Tall - Short, Full - Empty, Thick - Thin, Near - Far, Same - Different, More - Less, Heavy - Light, Top - Bottom,		

Count and Write the number in the box



Number Names

A 1

ONE

K 11

ELEVEN

B 2

TWO

L 12

TWELVE

C 3

THREE

M 13

THIRTEEN

D 4

FOUR

N 14

FOURTEEN

E 5

FIVE

O 15

FIFTEEN

F 6

SIX

P 16

SIXTEEN

G 7

SEVEN

Q 17

SEVENTEEN

H 8

EIGHT

R 18

EIGHTEEN

I 9

NINE

S 19

NINETEEN


J 10

TEN


T 20

TWENTY


Write the Missing numbers




31






33




35



37



39



Tens and Ones

Count and write the number of Tens and Ones



11

→ 1 Ten and 1 Ones



12

→ 1 Ten and 2 Ones



13

→ 1 Ten and Ones



14

→ 1 Ten and Ones



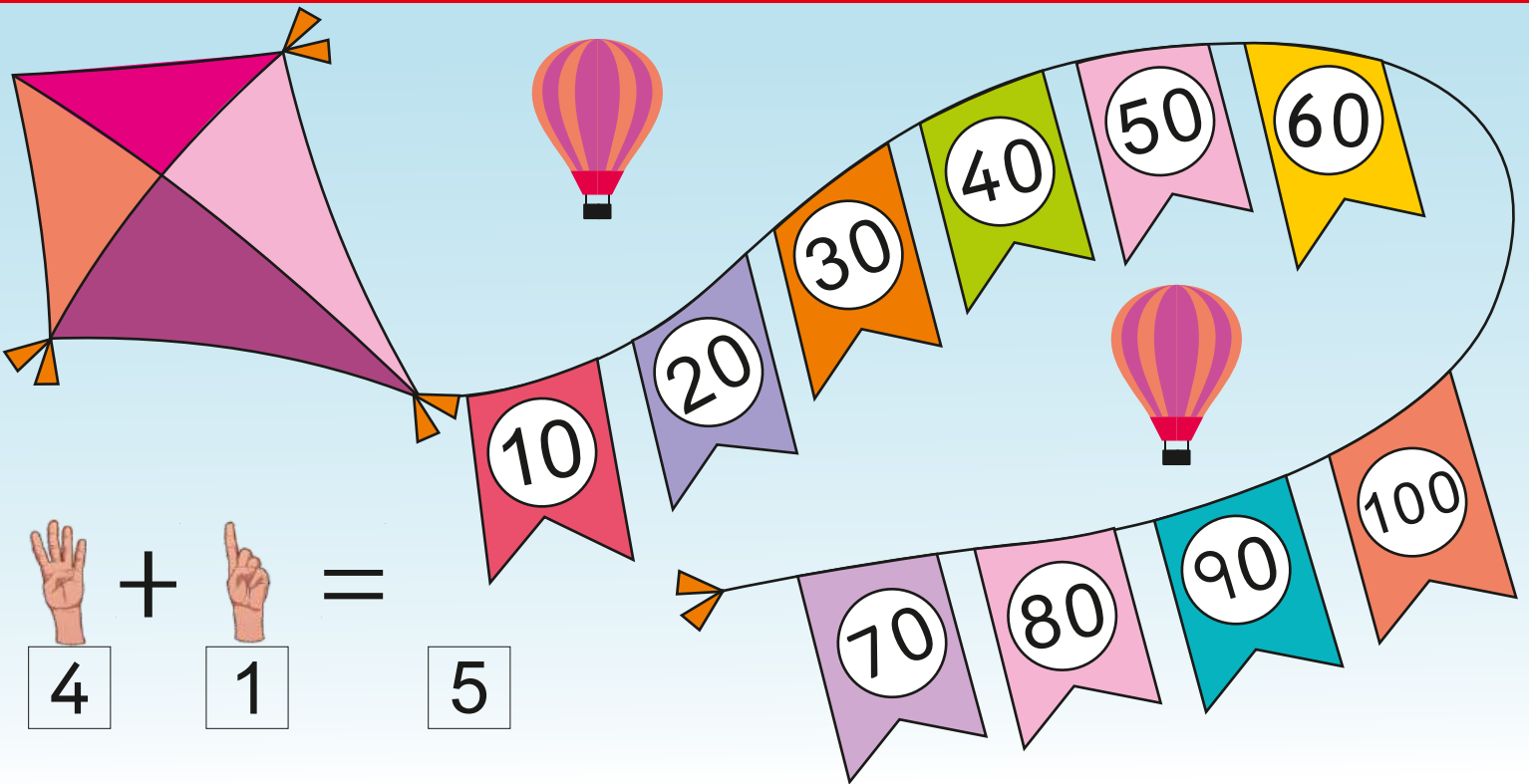


15

→ 1 Ten and Ones

MATHEMAGIC

UNO PRACTICE



For an overall development of the child in early years, the LSRW (Listen, Speak, Read & Write) method of learning is age old, but is still relevant in modern days of today – our book is an attempt towards building the age-appropriate motor skills, cognitive skills, language skills, mathematic / arithmetic skills and most importantly the age-appropriate behavior, values, character, attitude, aptitude and knowledge.

We have brought about an integrated- interrelated- interconnected approach (3i) towards all the subjects of English, Mathematics and General Awareness.


Table of Content

Page No.	Details	Page No.	Details
1	• Fun time - Colour the picture	29	• Activity - Between
2	• Trace and Write Numbers 1 to 10	30-34	• Activity - Greater than less than
3	• Activity - For numbers 1 to 10	35-37	• Activity for Money
4	• Trace and Write Numbers 11 to 20	38-43	• Activity for Comparisons • Big - Small, In - Out, Tall - Short, Full - Empty, Thick - Thin, Near - Far, Same - Different, More - Less, Heavy - Light, Top - Bottom
5-6	• Activity - For numbers 11 to 20		
7	• Activity Time - Tens and Ones	44-52	• Activity for Addition • Addition of objects • Addition of numbers with the help of number line • Addition of money • Activity - match the numbers with letters • Addition of alphabets • Vertical Addition
8	• Trace and Write Numbers 21 to 30		
9	• Activity - For numbers 21 to 30		
10	• Trace and Write Numbers 31 to 40		
11	• Activity - For numbers 31 to 40	53	• Activity Time - Backward Counting
12	• Trace and Write Numbers 41 to 50	54-58	• Activity for Subtraction • Subtraction of objects • Subtraction of numbers with the help of number line • Vertical Subtraction
13	• Activity - For numbers 41 to 50		
14-17	• Activity Time - Tens and Ones	59-60	• Activity Time - Ascending Numbers
18	• Trace and Write Numbers 51 to 60	61-62	• Activity Time - Descending Numbers
19	• Activity - For numbers 51 to 60	63-65	• Activity For Clock (Time)
20	• Trace and Write Numbers 61 to 70	66-68	• Activity Time- Ordinal Numbers and Positions
21	• Activity - For numbers 61 to 70	69	• Activity For Words Problem- Additions
22	• Trace and Write Numbers 71 to 80	70	• Activity For Words Problem- Subtraction
23	• Trace and Write Numbers 81 to 90	71-76	• Activity For Shapes -Circle, Triangle, Square, Rectangle, Oval, Semi-circle, Diamond, Crescent, Heart, Star
24	• Trace and Write Numbers 91 to 99		
25	• Trace and Write Numbers 100		
26	• Activity - For numbers 76 to 100		
27	• Activity - Tens and Ones		
28	• Activity - Before and After		


Read the Number Name and Circle the Number



4 5 2




1 3 2



1 4 2



7 9 6



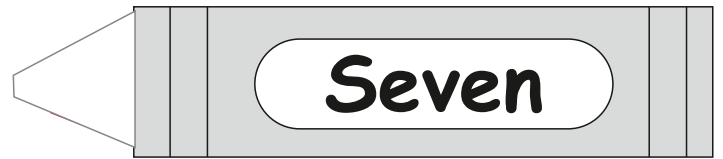
8 9 10



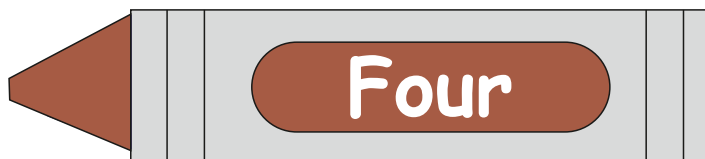
3 4 6



7 8 9



5 7 10

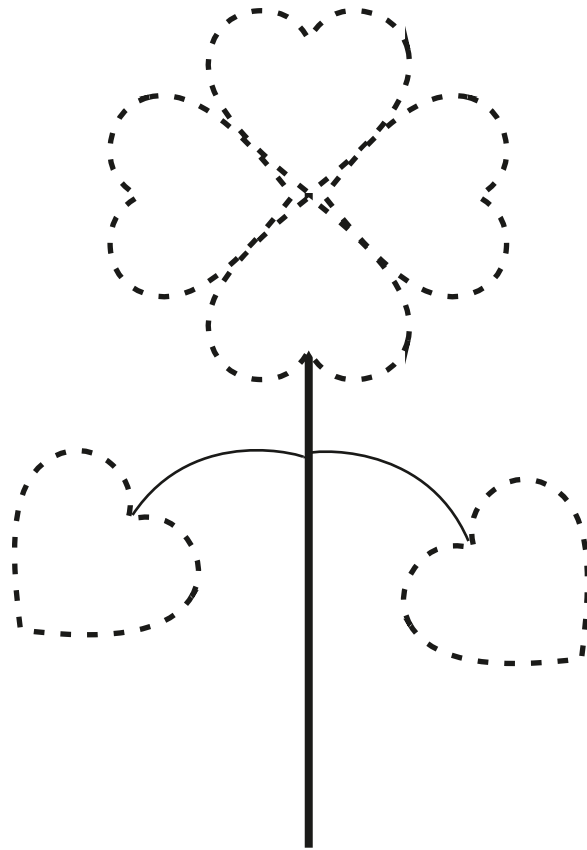


4 1 2





3 6 4

Trace and colour the Heart Shape



Use all 2 Colours for each shape



Word Problems

Read carefully the given word problems and solve them

Rea has 8 Umbrellas. Priya gave her 1 more Umbrella.
How many Umbrellas does Rea have in all?



+

=

Logi has 12 Footballs. He buys 2 more Footballs. How many Footballs does Logi have in all?



+

=

Time

Read the time and Tick (✓) the Correct box



3 o'clock

1 o'clock

5 o'clock



6 o'clock

10 o'clock

9 o'clock



3 o'clock

1 o'clock

5 o'clock



8 o'clock

10 o'clock

9 o'clock



3 o'clock

1 o'clock

2 o'clock



6 o'clock

10 o'clock

9 o'clock

**ACUMEN
TODAY**TM
...For Smarter Tomorrow

GENERAL AWARENESS

CONCEPT BOOK

**Senior
KG**




For an overall development of the child in early years, the LSRW (Listen, Speak, Read & Write) method of learning is age old, but is still relevant in modern days of today – our book is an attempt towards building the age-appropriate motor skills, cognitive skills, language skills, mathematic / arithmetic skills and most importantly the age-appropriate behavior, values, character, attitude, aptitude and knowledge.

We have brought about an integrated- interrelated- interconnected approach (3i) towards all the subjects of English, Mathematics and General Awareness.

Table of Content

Page No.	Details	Page No.	Details
1	• Let's start with Colouring	46 - 47	• At the Restaurant
2	• All about me	48 - 50	• Type of Houses
3	• Growing up	51	• Growing of Plant
4 - 6	• My Senses	52 - 54	• Clean Environment
7 - 8	• Family fun time	55 - 57	• Games - Indoor, Outdoor
9 - 13	• Community Helpers and their tools	58	• Unsafe
14 - 15	• At the Railway Station	59	• Uses of Air
16 - 19	• Healthy Habits	60 - 61	• My School Library
20	• Revision of Transport	62 - 64	• Food - Healthy and Unhealthy
21	• Emergency Vehicles	65 - 66	• Places of Worship
22 - 23	• Utility Vehicles	67 - 69	• Festivals
24	• Activity Time	70 - 73	• Animals Sounds
25 - 26	• Who Drives What	74 - 76	• My Feelings
27	• Road Safety	77 - 80	• Good touch and Bad touch
28 - 29	• At the Park		
30 - 35	• Habitat of Animals		
36	• Herbivorous Animals		
37	• Carnivorous Animals		
38	• Omnivorous Animals		
39 - 40	• Animals Unique Features		
41 - 42	• Body parts of Animals		
43 - 45	• Useful Animals		


Growing up



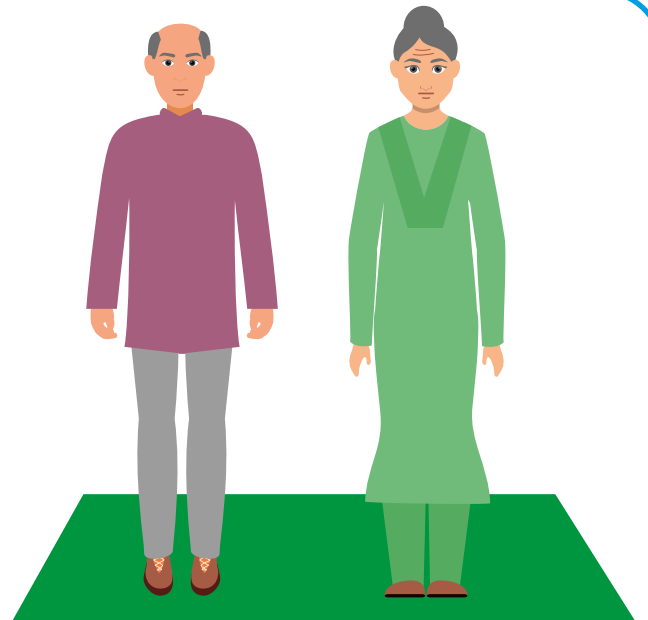
1 Baby



2 Child

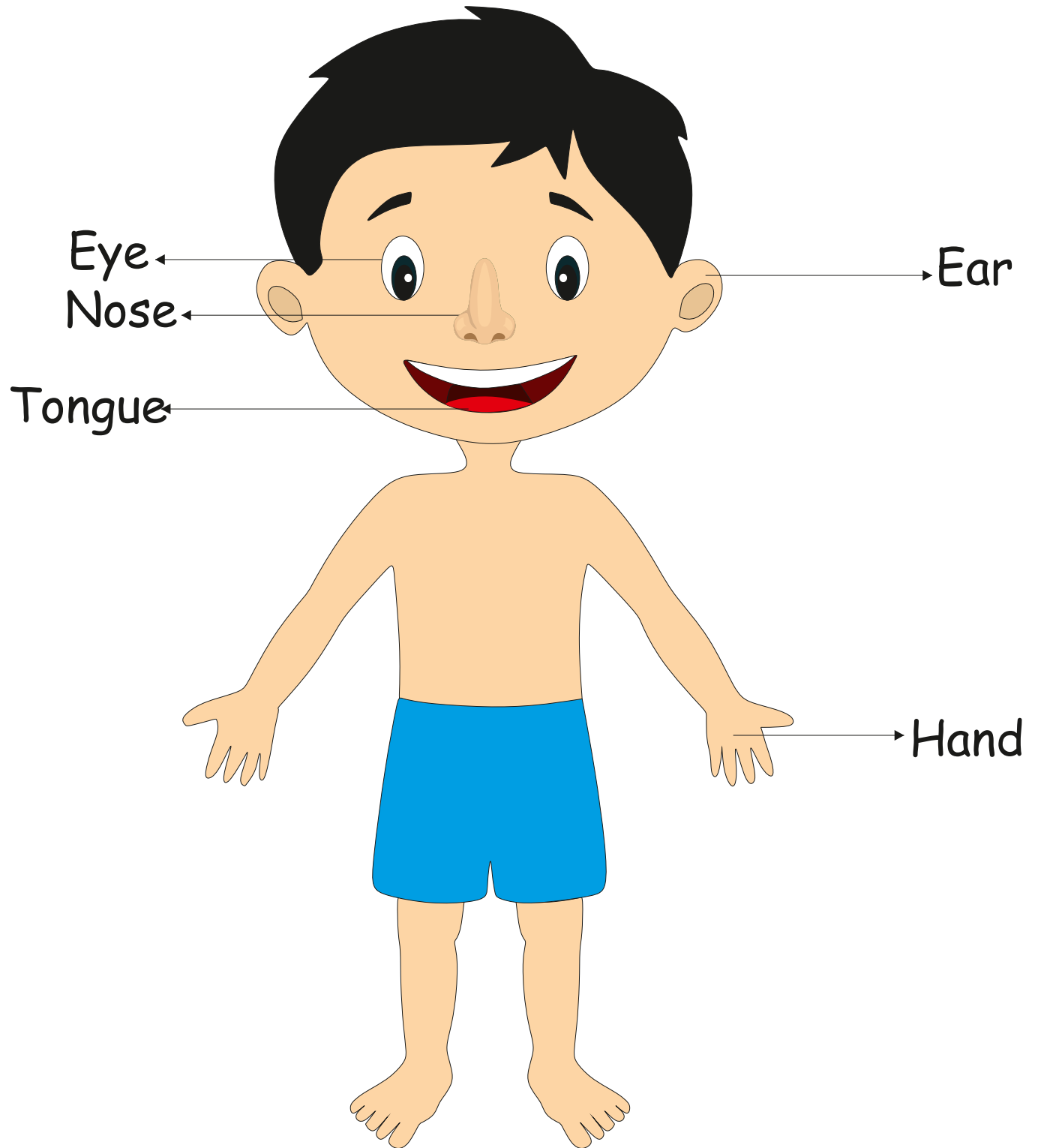


3 Adult



4 Old

My Senses



Railway Station

Clock

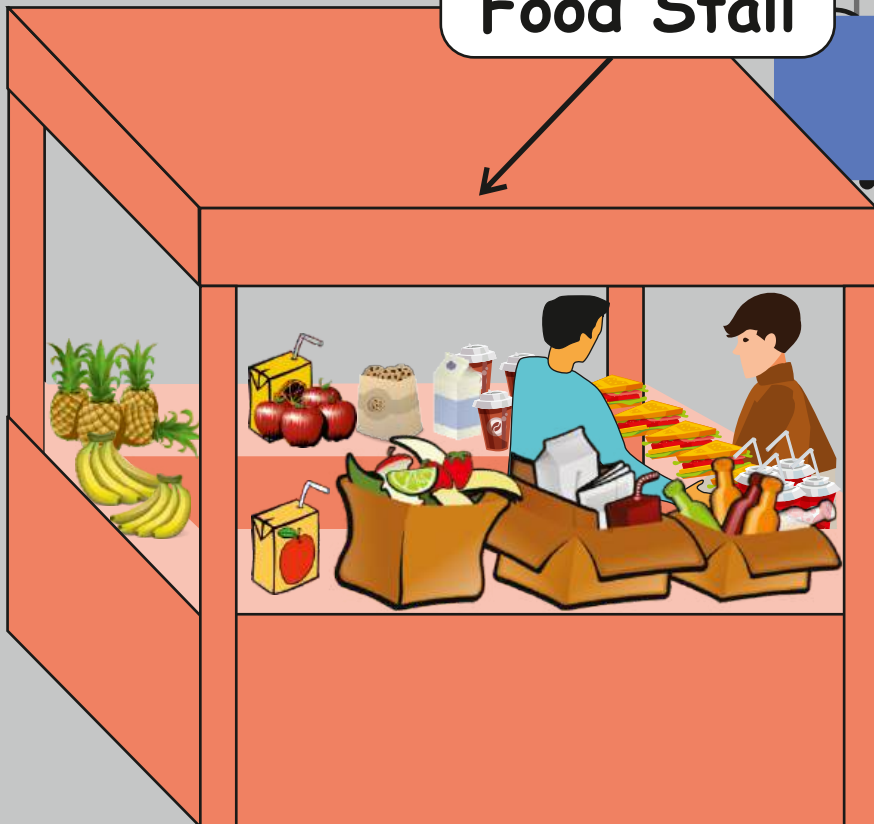
Train

S1


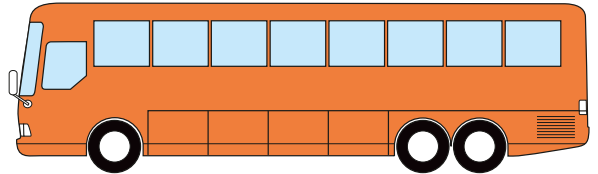
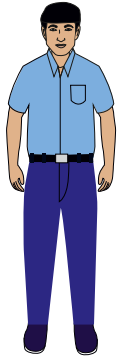

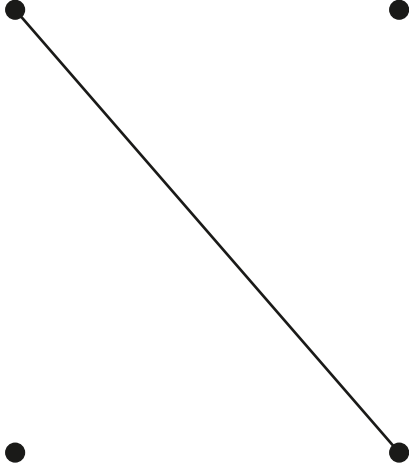
Bench

Food Stall

Platform



Match the following



We live on Tree

Such Animals are called
Aerial Animals




Parrot




Owl




Sparrow



Pigeon



Koel



Bulbul

GENERAL AWARENESS

PRACTICE BOOK

Senior
KG



For an overall development of the child in early years, the LSRW (Listen, Speak, Read & Write) method of learning is age old, but is still relevant in modern days of today – our book is an attempt towards building the age-appropriate motor skills, cognitive skills, language skills, mathematic / arithmetic skills and most importantly the age-appropriate behavior, values, character, attitude, aptitude and knowledge.

We have brought about an integrated- interrelated- interconnected approach (3i) towards all the subjects of English, Mathematics and General Awareness.

Table of Content

Page No.	Details	Page No.	Details
1	• Let's Start with Colouring	40-41	• Activity time – Indoor and Outdoor games
2-3	• Activity Time – All about me	42	• Fun Time – Stick the pictures of your favourite Sport Person
4-5	• Activity Time – Growing up	43	• Fun Time – My school
6-7	• Fun Time – Sense of organs	44	• Fun time – Help Logi to reach the Slide
8	• Activity Time – Tick the food that will taste sweet	45	• Fun Activity - Sense of organs
9-10	• Activity – Family Fun time	46	• Activity Time – Useful Animals
11-12	• Activity Time – Community Helpers	47-50	• Activity Time – Healthy and Unhealthy Food
13-15	• Fun Activity - Transport	51	• Fun Time – Let's eat
16	• Activity Time – Who drives what	52	• Activity Time – Find out what Rea loves to eat
17	• Fun Activity - Help the Ambulance	53	• Activity Time – Vegetarian and Non- vegetarian food
18	• Activity – Match the following	54	• Activity Time – Visit a place of Worship
19	• Fun Activity – Sense of Organ	55	• Activity Time – Body parts of animals
20-21	• Activity – Animal Habitat	56	• Activity Time – Use craft paper to make scales of fish
22	• Fun Activity	57	• Activity Time – Growing plant
23-25	• Activity – Animal Habitat	58	• Activity Time – Match each picture with correct word
26	• Fun Time – Help the Panda to reach its home	59	• Activity Time – Cleaning Up
27	• Fun Activity- Match the parts of the Picture	60-61	• Activity Time – Staying safe and healthy
28-29	• Activity – Animal Sounds	62-63	• Activity Time – Healthy Habits
30-31	• Activity – My Feelings	64-65	• Activity Time – Safe and Unsafe
32-35	• Activity Time – Herbivorous, Carnivorous and Omnivorous	66	• Fun time – Colour the Flag
36	• Fun Time – Create a zoo by Sticking pictures of animals and birds	67	• Activity Time - Road safety
37-38	• Activity Time – Type of Houses	68-71	• Activity Time – Festivals
39	• Activity Time – Uses of air	72	• Activity Time – Good Touch and Bad Touch

Stick Your Photo

When I was a Baby


My Recent Photo

Family fun Time

Find five differences




Circle the Object that you can see but you cannot Touch




Sun



Ball



Moon



Cat




Rainbow



Clouds



Pencil



Dog


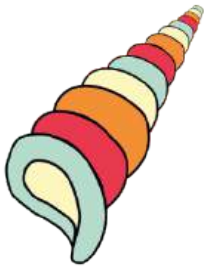



Flower






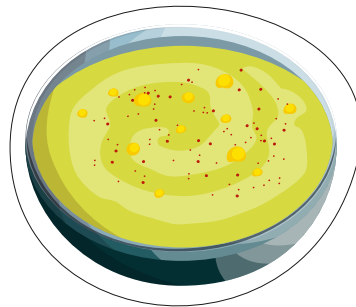
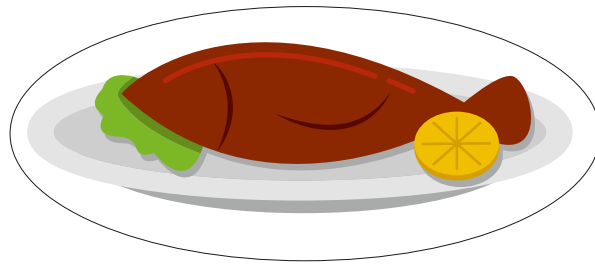


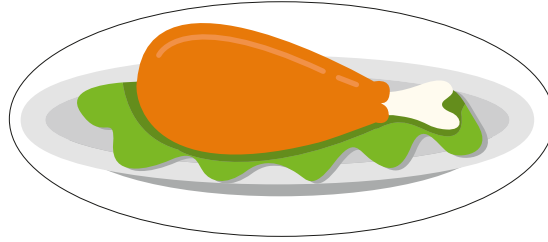


Cycle

Draw a Line to the things which you keep in your Aquarium



Let's eat- Sticker Sheet






Senior
KG

Poems and Rhymes

for all times



For an overall development of the child in early years, the LSRW (Listen, Speak, Read & Write) method of learning is age old, but is still relevant in modern days of today – our book is an attempt towards building the age-appropriate motor skills, cognitive skills, language skills, mathematic / arithmetic skills and most importantly the age-appropriate behavior, values, character, attitude, aptitude and knowledge.

We have brought about an integrated- interrelated- interconnected approach (3i) towards all the subjects of English, Mathematics and General Awareness.

Table of Content


Page No.	Details
1	• Action Song
2	• After Bath
3	• Early to bed
4-5	• 5 Little Monkeys Jumping on the Bed
6-7	• Twinkle, twinkle, little star
8	• Incy Wincy Spider
9	• Jingle Bells
10	• The Days of the Month
11	• 10 Little Indians
12-13	• Three Little Kittens
14-15	• Clap your Hands
16	• Mango trees with mangoes sweet
17	• Days of the week
18	• Months
19	• Meet the Shapes
20	• My Family

After a Bath


After a bath,
I try, try, try.

To wipe myself,
Till I am dry, dry, dry.

Hands to wipe and
fingers and toes,
And two wet legs and a
shiny nose.



Jingle Bells



Dashing through the snow
In a one-horse open sleigh
Over the fields we go
Laughing all the way!



Bells on bob tail ring
Making spirits bright
What fun it is to ride and sing
A sleighing song tonight!

Jingle bells, jingle bells,
Jingle all the way.

Oh! what fun it is to ride
In a one-horse open sleigh.



Jingle bells, jingle bells,
Jingle all the way;
Oh! what fun it is to ride
In a one-horse open sleigh.

The Boy and Wolf



Once there was a shepherd boy who had to look after a flock of sheeps. One day, he felt bored and decided to play a trick on the villagers. He shouted, "Help! Wolf! Wolf!"

The villagers heard his cries and rushed out of the village to help the shepherd boy.

When they reached him, they asked, "Where is the wolf?"

The shepherd boy laughed loudly, "Ha, Ha, Ha! I fooled all of you. I was only playing a trick on you."

A few days later, the shepherd boy played this trick again. Again he cried, "Help! Help! Wolf! Wolf!" Again, the villagers rushed up the hill to help him and again they found that the boy had tricked them. They were very angry with him for being so naughty.

Then, sometime later, a wolf went into the field. The wolf attacked one sheep, and then another and another. The shepherd boy ran towards the village shouting, "Help! Help! Wolf! Help! Somebody!"

The villagers heard his cries but they laughed because they thought it was another trick. The boy ran to the nearest villager and said, "A wolf is attacking the sheep.

I lied before, but this time it is true!" Finally, the villagers went to look. It was true.

They could see the wolf running away and many dead sheeps lying on the grass.

Moral: Always speak the truth.

World of Sounds

Phonics

Ee Elephant

Ii Igloo

Oo Owl

Uu Umbrella

Aa Apple

ai

au

ea

ie

oa

Train

Bee

Pie

Autumn

Peacock

Soak

For an overall development of the child in early years, the LSRW (Listen, Speak, Read & Write) method of learning is age old, but is still relevant in modern days of today – our book is an attempt towards building the age-appropriate motor skills, cognitive skills, language skills, mathematic / arithmetic skills and most importantly the age-appropriate behavior, values, character, attitude, aptitude and knowledge.

We have brought about an integrated- interrelated- interconnected approach (3i) towards all the subjects of English, Mathematics and General Awareness.

Table of Content

Page No.	Details
1	• Colour the Vowels
2-7	• Vowels
8-9	• Consonants
10	• Consonants Poem
11-13	• Beginning Sounds
14	• Ending Sounds
15-16	• The 'a' Family
17-18	• The 'e' Family
19	• The 'i' Family
20-21	• The 'o' Family
22-23	• The 'u' Family
24- 30	• Middle Sounds
31-38	• Long Vowels
39-44	• Rhyming Words
45-50	• Digraphs
51-53	• Add Sound and Remove Sound
54-62	• Consonants Blends

Vowels

I i

Igloo



E e

Eraser




A a

Ant

O o

Octopus








U u

Umbrella



Consonants



Add a sound and Write


Add



C + Rain



Add



F + Ox



Remove a sound and Write



Dice - D




Card - d





ACUMENTM TODAY

...For Smarter Tomorrow



Senior
KG

Drawing & Colouring



For an overall development of the child in early years, the LSRW (Listen, Speak, Read & Write) method of learning is age old, but is still relevant in modern days of today – our book is an attempt towards building the age-appropriate motor skills, cognitive skills, language skills, mathematic / arithmetic skills and most importantly the age-appropriate behavior, values, character, attitude, aptitude and knowledge.


We have brought about an integrated- interrelated- interconnected approach (3i) towards all the subjects of English, Mathematics and General Awareness.

Table of Content

Page No.	Details	Page No.	Details	Page No.	Details
1	• An Aeroplane	17	• Eggs	33	• A Car
2	• A Yacht	18	• A Honey bee	34	• A Ball
3	• A Dog	19	• A House	35	• Shapes
4	• Fruits	20	• An Ice-cream	36	• A Rabbit
5	• Hot air balloon	21	• A Leaf	37	• My School Bag
6	• A Cat	22	• A Parrot	38	• A Castle
7	• A Chick	23	• A Carrot	39	• A Rocket
8	• A Penguin	24	• Flower Vase	40	• A Guitar
9	• A Monkey	25	• A Peacock		
10	• Joker Cap	26	• A Worm		
11	• Tree	27	• A Submarine		
12	• Flowers	28	• Shapes		
13	• A Whale	29	• Shape Design		
14	• An Umbrella	30	• An Elephant		
15	• Lion Face	31	• Panda Face		
16	• A Bird	32	• A Snail		

A Dog

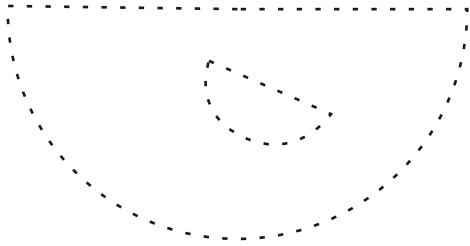
Colour the Dog



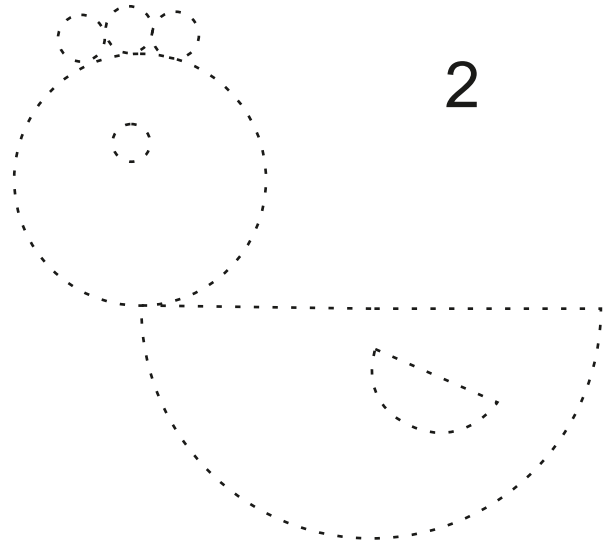
A Chick

Trace and Colour the Chick (Step by step)

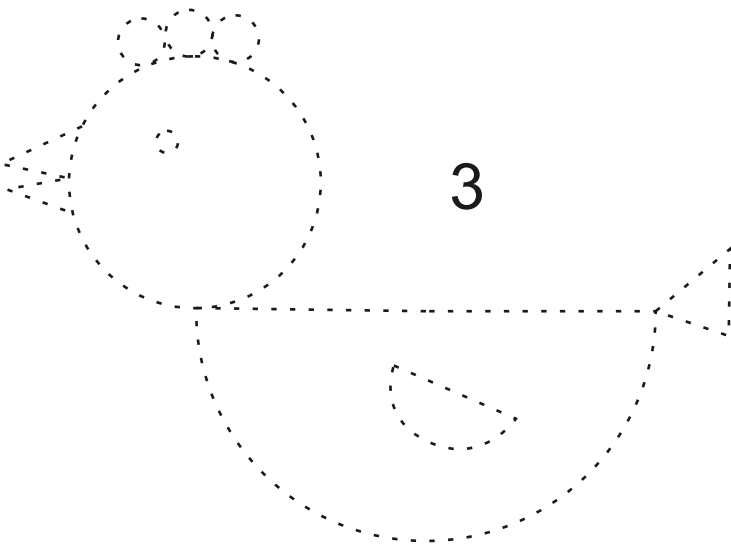
1



2



3



4

