



ACUMEN TODAY™

...For Smarter Tomorrow


Junior.Kg

Books




A

Apple



B

Butterfly



E

Elephant



C

Clock



G

Grapes



F

Frog



D

Donut



English

Beta Practice

Junior
KG



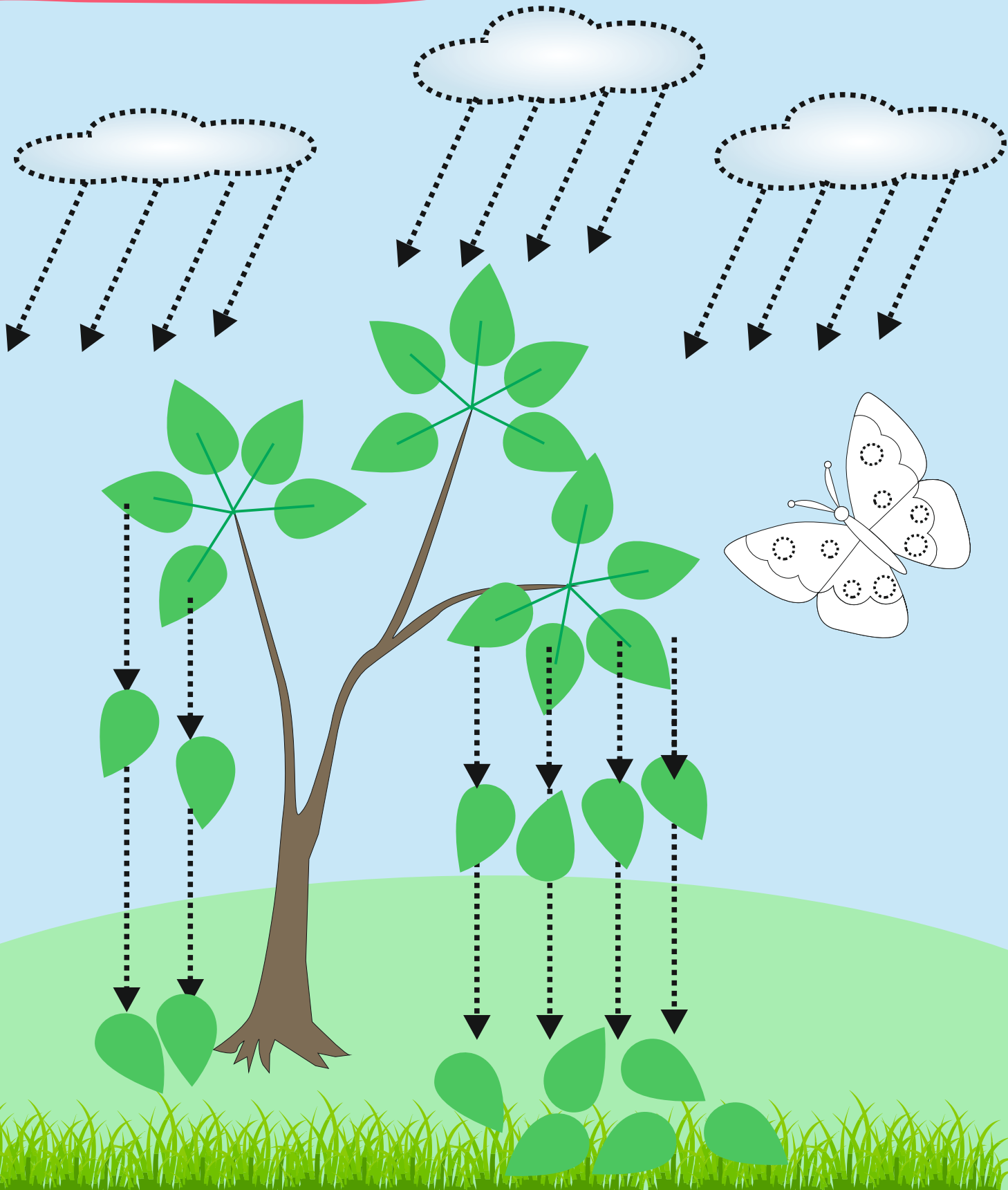
For an overall development of the child in early years, the LSRW (Listen, Speak, Read & Write) method of learning is age old, but is still relevant in modern days of today – our book is an attempt towards building the age-appropriate motor skills, cognitive skills, language skills, mathematic / arithmetic skills and most importantly the age-appropriate behavior, values, character, attitude, aptitude and knowledge.

We have brought about an integrated- interrelated- interconnected approach (3i) towards all the subjects of English, Mathematics and General Awareness.

Table of Content


Page No.	Details	Page No.	Details
1	• Fun time - Trace the pattern	65 - 66	• Activity time - Tick the correct position
2-7	• Tracing of Pre writing strokes • Tracing of different shapes	67 - 68	• Activity time - match each picture to its word
8	• Activity time - Trace the pattern	69	• Activity time - Write the first letter
9	• Activity time - Trace the curves	70	• Activity time - Write the last letter
10	• Fun time - Circle the Odd one out	71 - 72	• Activity time - Write the correct word
11 - 36	• Activities for Capital alphabets A to Z • Tracing of A to Z	73 - 74	• Activity time - Circle the first letter of the picture
37	• Activity time - Connects the dots to complete the picture	75	• Fun time - Match the colour
38	• Activity time - Circle the odd one out	76	• Fun Activity - Colour the object
39 - 51	• Tracing of a to z		
52	• Tracing time - Trace of A to Z		
53	• Tracing time - Trace of a to z		
54	• Fun Activity - Help the butterfly to find the flower		
55	• Vowels and Consonants		
56	• Activity time - Identify and Circle the vowels		
57	• Fun Activity - Identify and Colour the vowels		
58	• Activity time - Add the missing vowels		
59	• Fun time - Spot the difference		
60 - 62	• Activity Time - Match the big letters to small letters		
63 - 64	• Fun time - Match the opposites		

Trace the Pattern



Colour the Aeroplane

¹ Aa



Aeroplane


A A A A A

A A A A A


Write the Last Letter



Pa__




Re__




Zi__



Oi__




Su__



Be__

Circle the First Letter of the Picture



A

K

A



O

O


Q



D

E


E



B

L

B



G

G

C



Let's Match the Colour



English

alpha Primer

Junior
KG



For an overall development of the child in early years, the LSRW (Listen, Speak, Read & Write) method of learning is age old, but is still relevant in modern days of today – our book is an attempt towards building the age-appropriate motor skills, cognitive skills, language skills, mathematic / arithmetic skills and most importantly the age-appropriate behavior, values, character, attitude, aptitude and knowledge.

We have brought about an integrated- interrelated- interconnected approach (3i) towards all the subjects of English, Mathematics and General Awareness.

Table of Content

Page No.	Details
1	<ul style="list-style-type: none">• Fun time - Tracing of lines and Shapes
2-14	<ul style="list-style-type: none">• World of Alphabets• Identification of Pre writing strokes• Recognition of different shapes
15-66	<ul style="list-style-type: none">• Recognition of Capital Alphabets A to Z• Identification of objects related to each letter• Tracing of A to Z
67	<ul style="list-style-type: none">• Activity time - Connect the dots
68	<ul style="list-style-type: none">• Tracing time - Tracing of A to Z
69 - 81	<ul style="list-style-type: none">• Recognition of Small Alphabets a to z• Tracing of a to z
82	<ul style="list-style-type: none">• Identification of Vowels letters and Consonant letters
83	<ul style="list-style-type: none">• Puzzle Time - Help the cat to find her milk
84	<ul style="list-style-type: none">• Opposites - Empty- Full, Fat - Thin
85	<ul style="list-style-type: none">• Opposites - Day - Night, Cold - Hot
86	<ul style="list-style-type: none">• Positions - In, On, Front, Back
87	<ul style="list-style-type: none">• Positions - Under, Behind and Between
88	<ul style="list-style-type: none">• Colours - Recognition of different colours

Now.. What Next ?




Oh ! its a **Rectangle**


2

B b

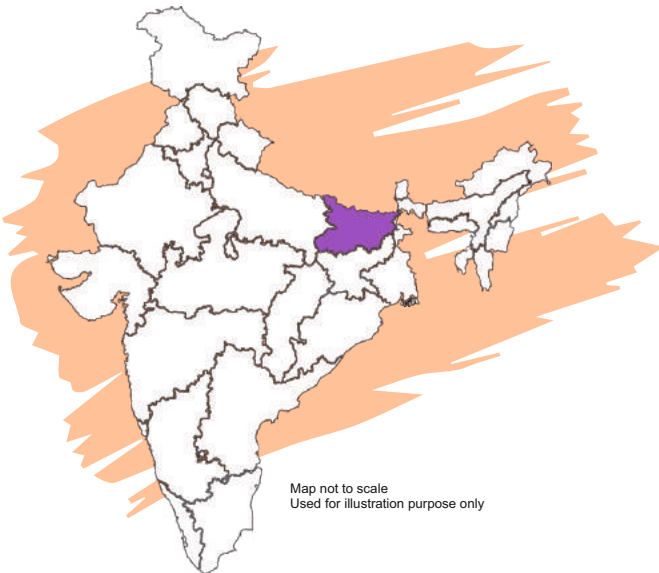
B is for.....



B is for **Bananas**



B is for **Butterfly**



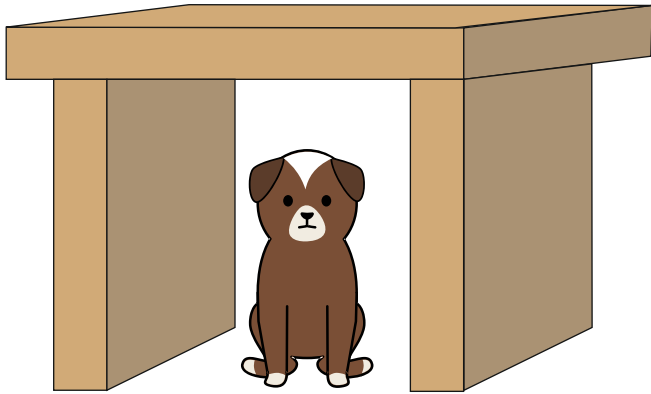
Map not to scale
Used for illustration purpose only

B is for **Bihar**




B is for **Broccoli**


Positions



Under

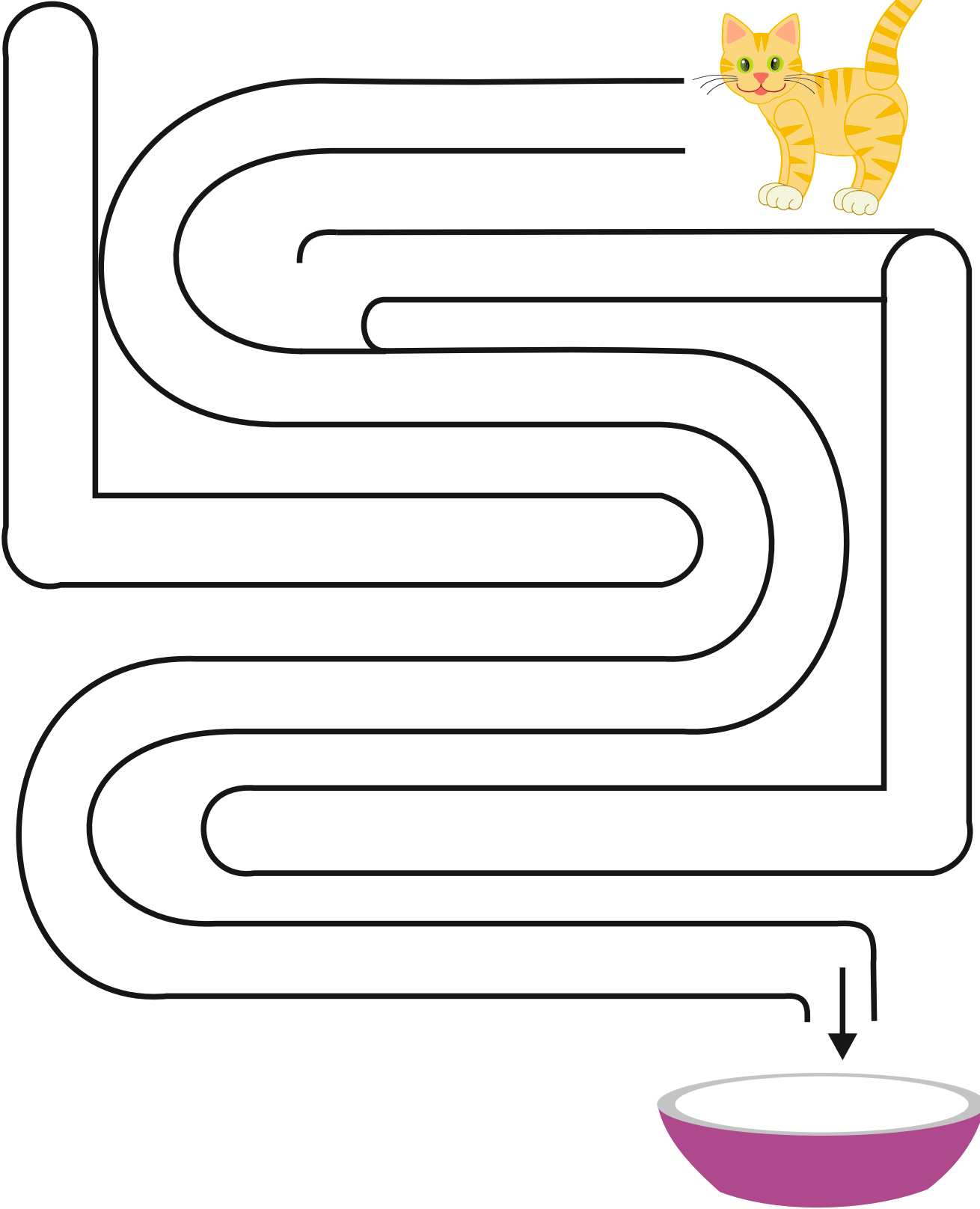



Behind




Between

I am hungry 😋 Please help me to drink my milk



MATHEMAGIC

UNO PRACTICE



For an overall development of the child in early years, the LSRW (Listen, Speak, Read & Write) method of learning is age old, but is still relevant in modern days of today – our book is an attempt towards building the age-appropriate motor skills, cognitive skills, language skills, mathematic / arithmetic skills and most importantly the age-appropriate behavior, values, character, attitude, aptitude and knowledge.

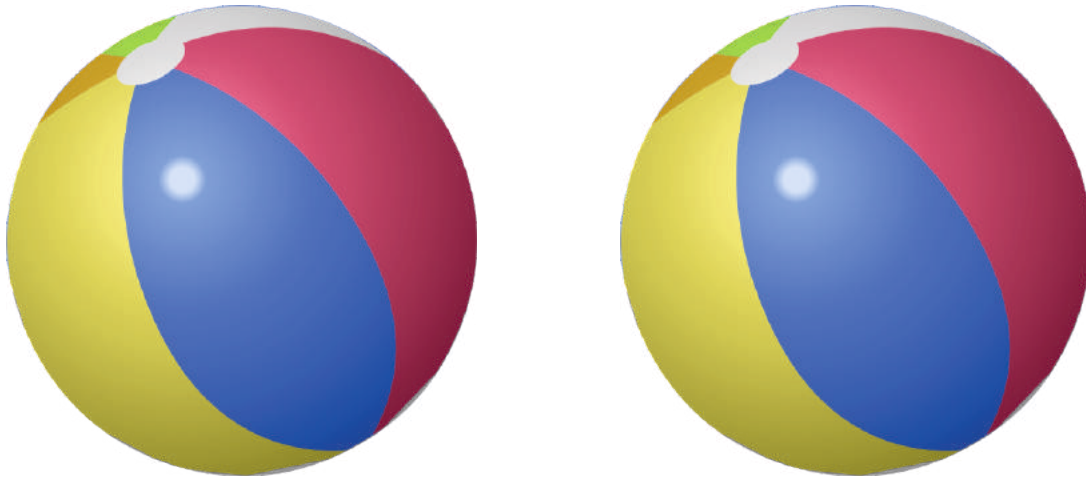
We have brought about an integrated- interrelated- interconnected approach (3i) towards all the subjects of English, Mathematics and General Awareness.

Table of Content

Page No.	Details
1	• Let's Start with Colouring
2	• Trace and colour the Circle, Activity
3	• Trace and colour the Semi Circle, Activity
4 - 23	• Activity for Number 1 to 10 , write the spellings for number 1 to 10
24	• Activity – Trace and Colour the Square
25	• Activity – Trace and Colour the Rectangular, Count the Rectangular
26 - 29	• Let's Practice the numbers from 11 to 20 with Fun Activities
40	• Trace and colour the Oval, Activity
41 - 43	• Activities for Positions of Numbers- Before, After, Between
44 - 49	• Let's Practice the numbers from 21 to 30 with Fun Activities
50	• Trace and colour the Triangle, Activity
51 - 54	• Match the Numbers 1 to 26 to A to Z Letters
55	• Activity – Colour the Ice cream
55 - 59	• Let's Practice the numbers from 31 to 40 with Fun Activities
60	• Count and write the numbers of Shapes in the picture
61 - 66	• Let's Practice the numbers from 41 to 50 with Fun Activities
67 - 75	• Comparison Activities for Practice Big & Small, In & Out, Tall & Short, Full & Empty, Thick & Thin, Near & Far, Same & Different , More & Less, Heavy & Light
76	• Fun Activity- Circle the Odd One Out

Count the Balls



B 2





2	2	2	2	2	2	2	2	2

Numbers 1 to 5

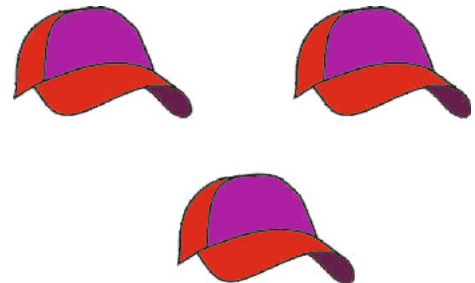
Circle the object which shows 1



Circle the object which shows 2



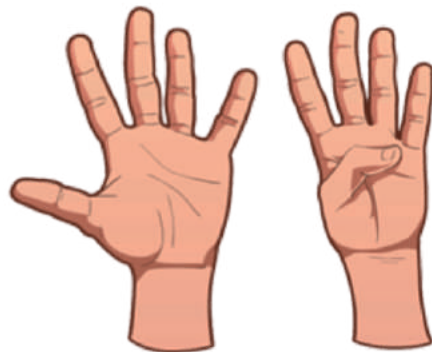
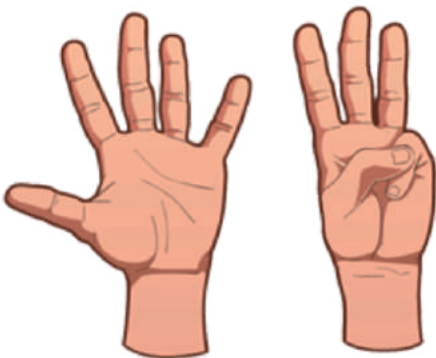
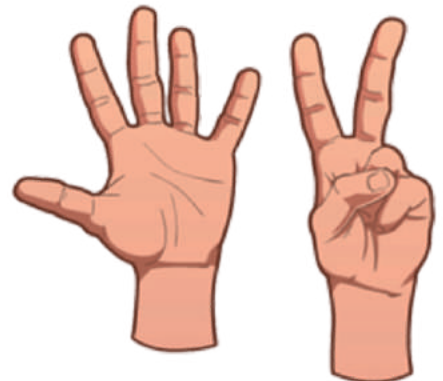
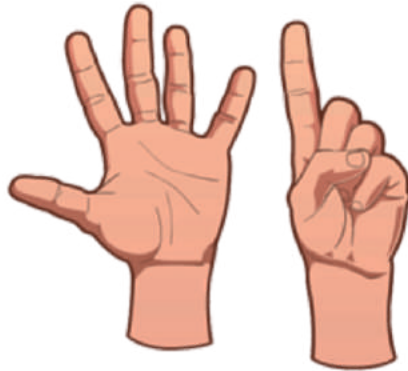
Circle the object which shows 3



Count and write the numbers 1 to 10




1




Match the Number


21



22




23



24

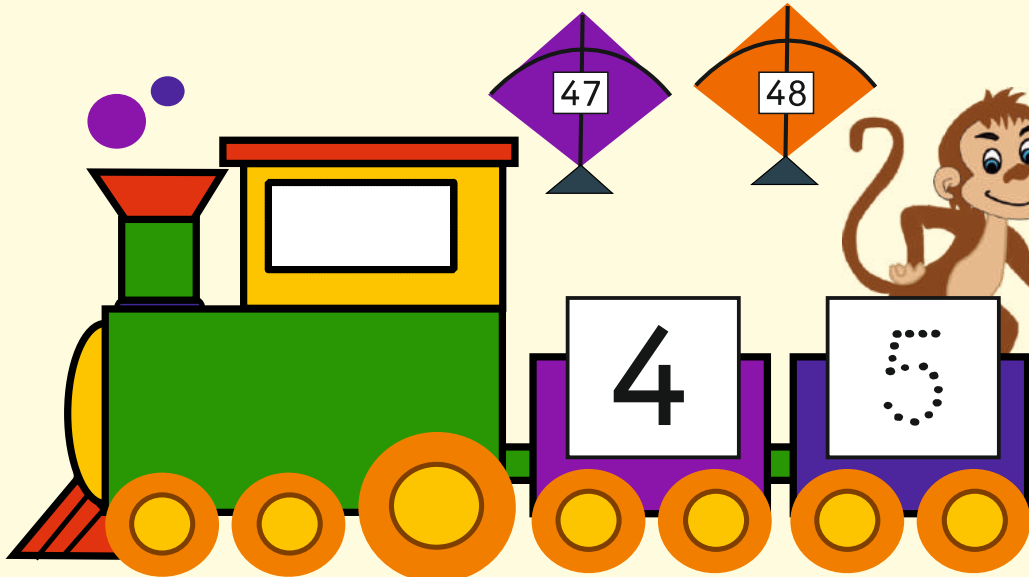

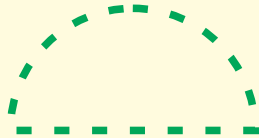

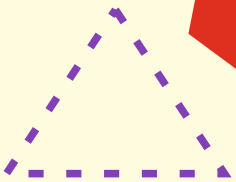



25



MATHEMAGIC

NUMERO PRIMER



For an overall development of the child in early years, the LSRW (Listen, Speak, Read & Write) method of learning is age old, but is still relevant in modern days of today – our book is an attempt towards building the age-appropriate motor skills, cognitive skills, language skills, mathematic / arithmetic skills and most importantly the age-appropriate behavior, values, character, attitude, aptitude and knowledge.

We have brought about an integrated- interrelated- interconnected approach (3i) towards all the subjects of English, Mathematics and General Awareness.

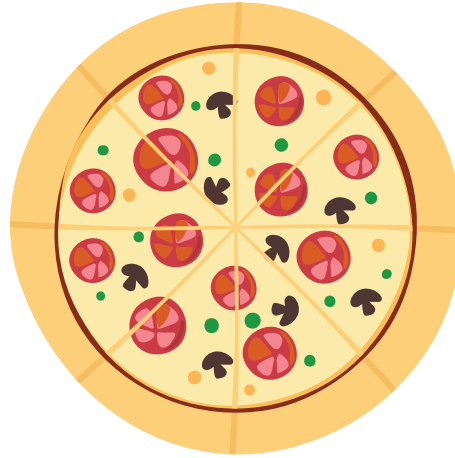
Table of Content

Page No.	Details	Page No.	Details
1	• Let's Start with Colouring	49 - 51	• Activity – For Numbers 21 to 30
2 - 3	• Introduction of Shapes • Let's Learn Circle with Activity	52 - 53	• Let's Learn Triangle with Activity
4 - 5	• Let's Learn Semi Circle with Activity	54 - 56	• Count Numbers from 31 to 35 with Activity
6 - 10	• Counting Numbers and Activity • Count Numbers from 1 to 5	57 - 59	• Count Numbers from 36 to 40 with Activity
11 - 12	• Activity – For Numbers 1 to 5	60	• Activity – For Numbers 36 to 40
13 - 17	• Count Numbers from 6 to 10	61	• Fun Time- Circle the odd one out
18 - 19	• Activity – For Numbers 6 to 10	62 - 63	• Activity – Let's count the Shapes
20 - 21	• Positions of Number- Before, After, Between	64 - 70	• Count Numbers from 41 to 50 with Activity
22	• Activity- Puzzle Picture Talk	71 - 84	• Comparison – Big & Small, In & Out, Tall & Short, Full & Empty, Thick & Thin, Near & Far, Same & Different , More & Less, Heavy & Light
23 - 24	• Let's Learn Square with Activity		
25 - 26	• Let's Learn Rectangular with Activity		
27 - 32	• Counting Numbers and Activity • Count Numbers from 11 to 15		
33 - 34	• Activity – For Numbers 11 to 15		
35 - 40	• Count Numbers from 16 to 20		
41	• Activity – For Numbers 16 to 20		
42 - 43	• Let's Learn Oval Shape with the help of objects		
44 - 45	• Count Numbers from 21 to 26		
46	• Activity – For Numbers 21 to 26		
47 - 48	• Count Numbers from 27 to 30		

Circle shaped objects



Clock




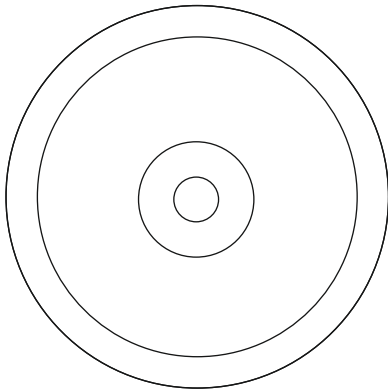


Pizza



Lollipop

Colour the objects that are circles



Before and After

Before

After

1






1 is the
number
before 2

2

3 is the
number
After 2

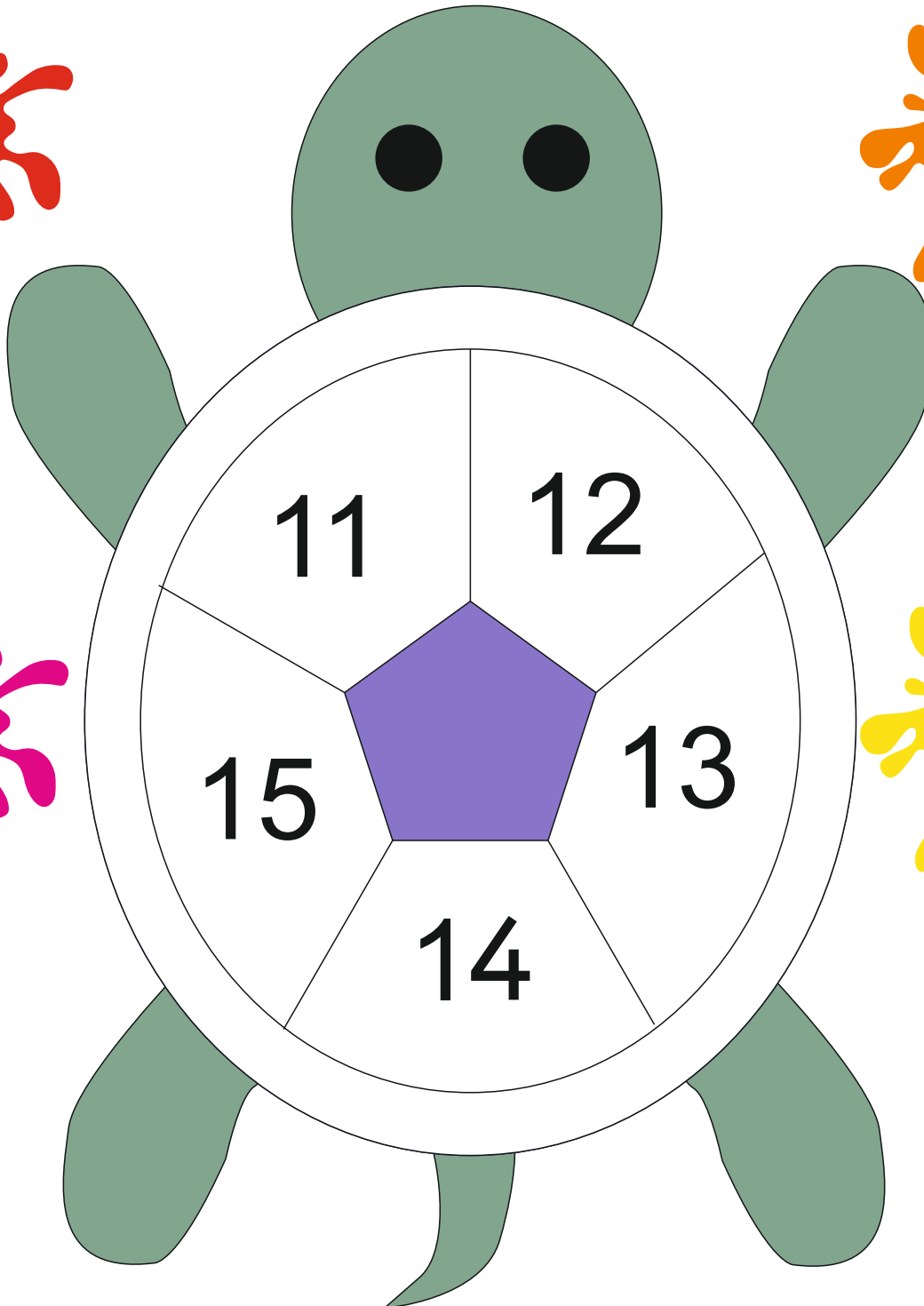
3

Write the number that comes before and after



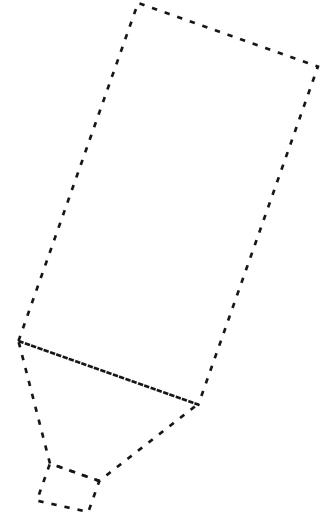


Colour the Turtle



Fun time

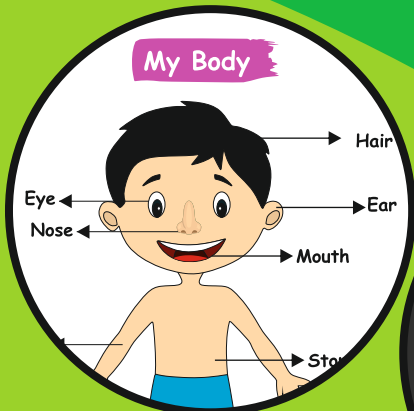

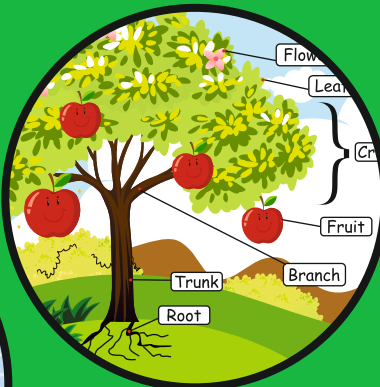
Trace and colour the Thick object



Circle the monkey that is Far from the tree



GENERAL AWARENESS CONCEPT BOOK



For an overall development of the child in early years, the LSRW (Listen, Speak, Read & Write) method of learning is age old, but is still relevant in modern days of today – our book is an attempt towards building the age-appropriate motor skills, cognitive skills, language skills, mathematic / arithmetic skills and most importantly the age-appropriate behavior, values, character, attitude, aptitude and knowledge.

We have brought about an integrated- interrelated- interconnected approach (3i) towards all the subjects of English, Mathematics and General Awareness.

Table of Content

Page No.	Details	Page No.	Details
1	• Let's Start with Colouring	41 - 43	• Animals and their Homes
2-3	• All about Me	44 - 45	• My School Ground
4 - 5	• My Family	46 - 49	• Animal Babies
6	• Types of Family	50	• Tree world
7	• All about my body	51	• Parts of the Trees
8 - 10	• Community Helpers around us	52	• Parts of the Plants
11	• Different Times in a Day	53	• Flower World • Vegetable and fruit World
12 - 13	• My Routine	54 - 56	• Different Types of Vegetables
14 - 15	• Different Types of Feelings	57	• Leafy Vegetables
16 - 18	• Domestic Animals	58	• Root Vegetables
18 - 21	• Wild Animals , Activities	59 - 60	• Fruits
22 - 24	• My Classroom	61	• Fun Time – Circle the Object
25	• Fun Time – Match the Pairs	62 - 64	• Water, Usage of Water, Importance of Water
26 - 27	• Different Types of Transports	65	• Days of the Weeks
28 - 30	• Different types of Road Transports & Importance of Road Safety	66-67	• Months of the Year
31 -32	• Different types of Water Transports	68-70	• Summer, Rainy and Winter Season
33 - 34	• Different types of Air Transports	71	• Fun Time Activity for Seasons
35	• Insects world	72	• Seasons Wheel
36 - 38	• Sea Animals and activity	73-75	• Home Safety
39 - 40	• Birds and Insects	76-80	• Good Manners

All about me!

My name is
Rea

I am a Girl


I am
4 years
old



I like
Painting




I am in
Jr. Kg.




Community Helpers



Driver— a person who drives the vehicle



Vegetable Vendor — a person who sells the fruits and vegetables



Maid— a person who cleans the House



Delivery Boy— a person who delivers the things


Match the Following



Deer




Tiger



Tiger



Elephant



Elephant



Monkey



Monkey



Deer

Rainy Season



We use...



Umbrella

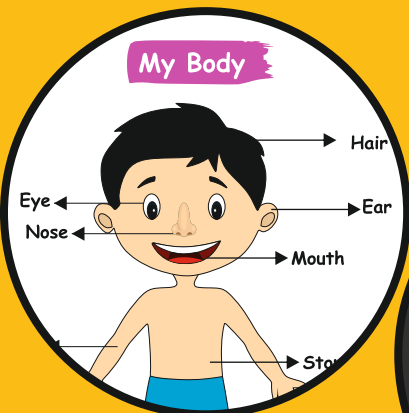

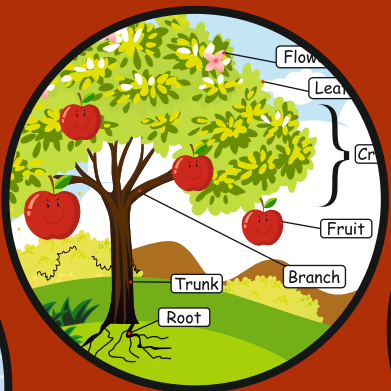


Raincoat



Gum Shoes

GENERAL AWARENESS PRACTICE BOOK



For an overall development of the child in early years, the LSRW (Listen, Speak, Read & Write) method of learning is age old, but is still relevant in modern days of today – our book is an attempt towards building the age-appropriate motor skills, cognitive skills, language skills, mathematic / arithmetic skills and most importantly the age-appropriate behavior, values, character, attitude, aptitude and knowledge.

We have brought about an integrated- interrelated- interconnected approach (3i) towards all the subjects of English, Mathematics and General Awareness.


Table of Content

Page No.	Details	Page No.	Details
1	• Fun time - Trace and colour the picture	44 - 45	• Activity - Animal Babies
2	• Activity time - All about me	46	• Activity - Parts of tree
3	• Activity - Colour	47 - 48	• Activity - Plant world
4	• Fun time - Circle the things you like to play	49 - 50	• Activity - Flower world
5 - 6	• Activity Time - My body	51 - 53	• Activity - Vegetable world
7 - 10	• Activity Time - My family	54 - 56	• Activity - Fruit world
11 - 12	• Activity Time - My feelings	57 - 59	• Activity - water
13	• Activity Time - My body	60 - 63	• Activity - Season
14	• Fun Time - Colour the objects	64 - 65	• Activity - Things to together
15	• Activity Time - My Routine	66 - 68	• Activity - Good manners and Bad manners
16 - 17	• Activity - Community Helpers		
18 - 23	• Activity - Animals		
24	• Activity - Classroom		
25	• Activity - School		
26 - 30	• Activity - Transport		
31 -32	• Activity - Home Safety		
33 - 35	• Activity - Sea animals		
36	• Activity - Birds		
37	• Fun Activity - Insect		
38 - 40	• Activity - Animal Homes		
41	• Activity - Match the shadow		
42	• Activity - Match the following		
43	• Fun time - Find the 5 differences		

Colour the picture that is like me

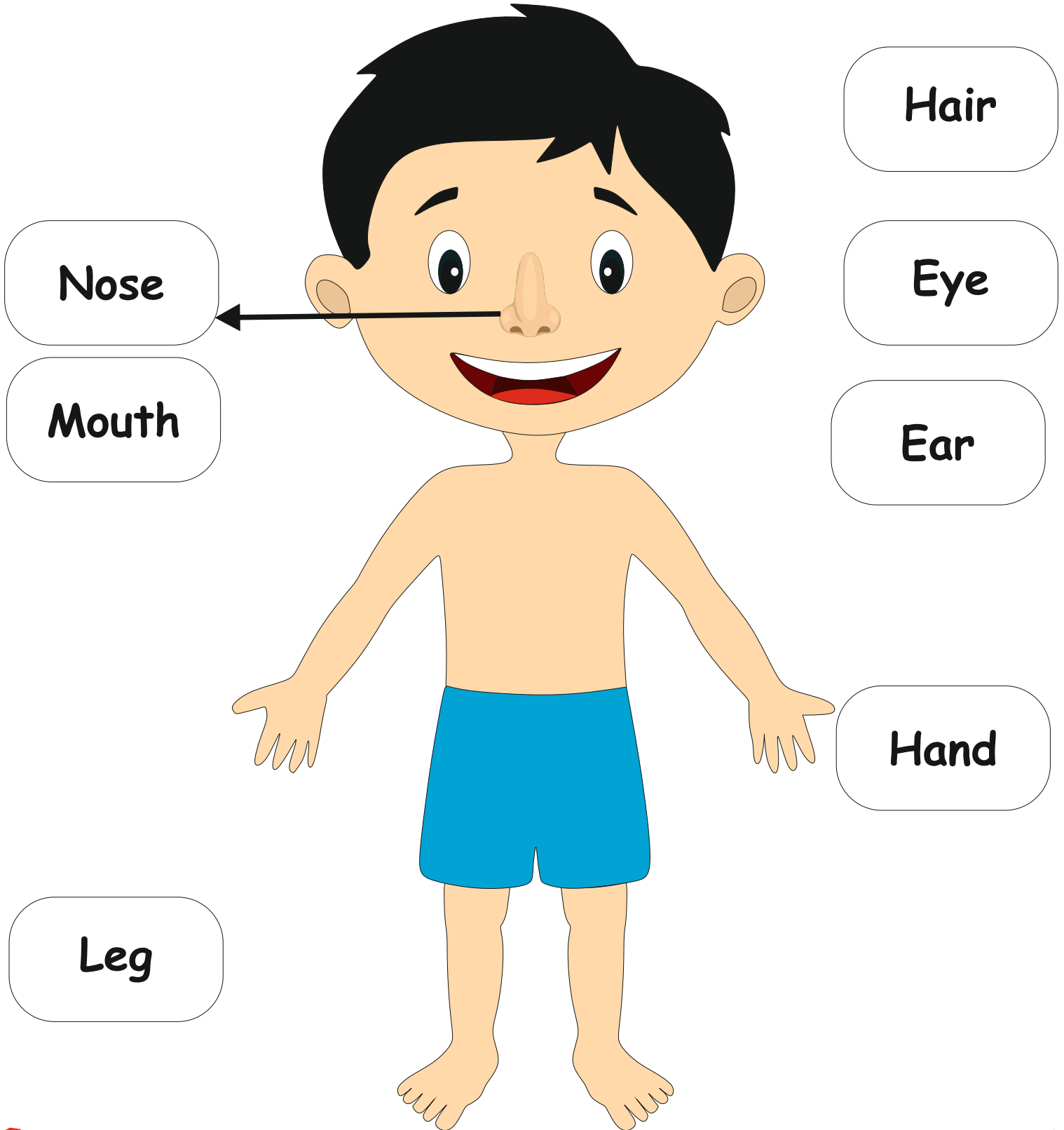
I am Boy

I am Girl



My Body

Match the body parts



Nose

Mouth

Leg


Hair

Eye


Ear

Hand


Trace the Feelings




Happy



Sad




Scared



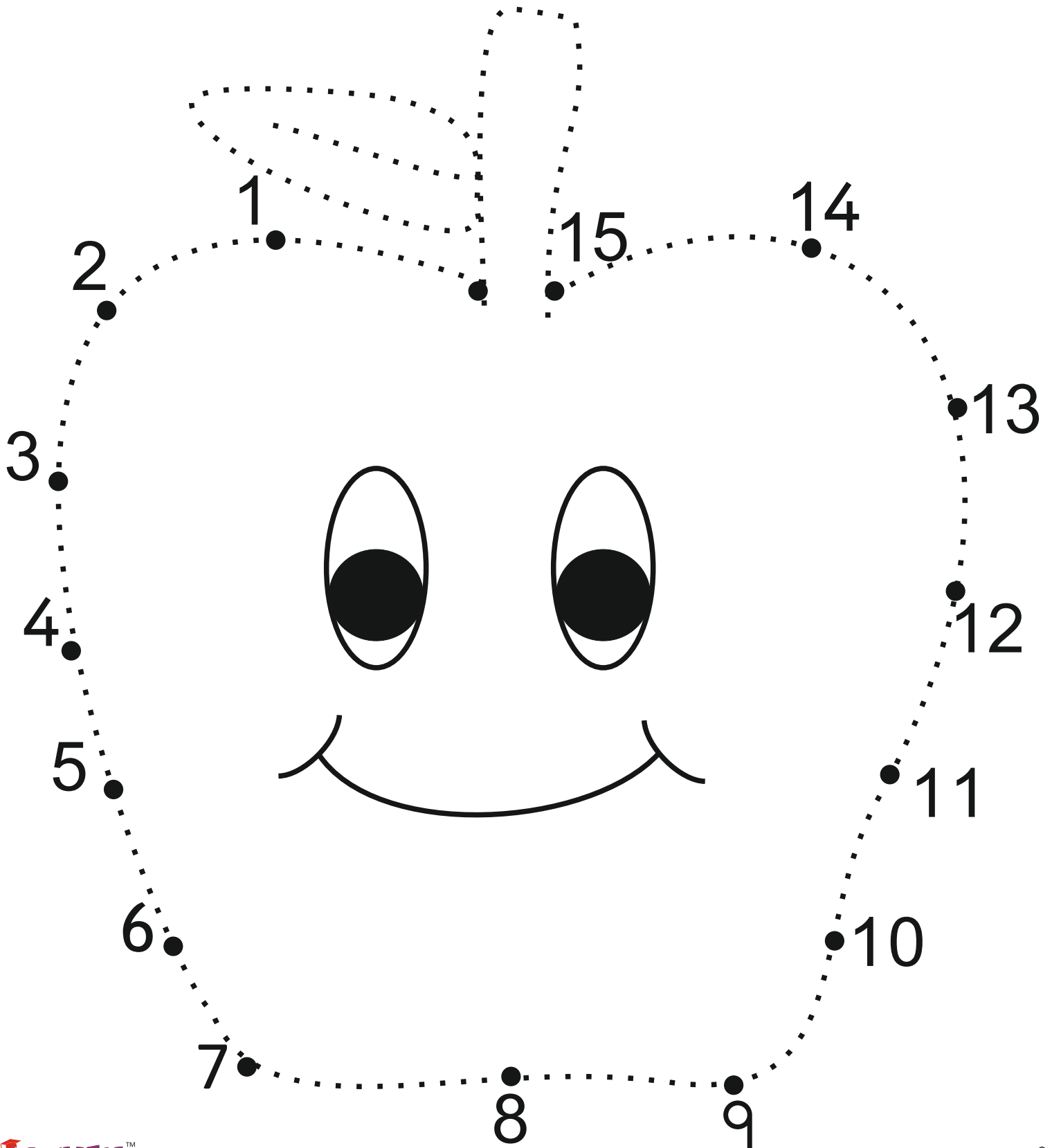
Angry

Use an ear bud to make the stripes of the Giraffe



Fruits

Join the dots of fruit



ACUMEN TODAY™



...For Smarter Tomorrow



Junior
KG

Poems and Rhymes

for all times



For an overall development of the child in early years, the LSRW (Listen, Speak, Read & Write) method of learning is age old, but is still relevant in modern days of today – our book is an attempt towards building the age-appropriate motor skills, cognitive skills, language skills, mathematic / arithmetic skills and most importantly the age-appropriate behavior, values, character, attitude, aptitude and knowledge.

We have brought about an integrated- interrelated- interconnected approach (3i) towards all the subjects of English, Mathematics and General Awareness.

Table of Content

Sr. No.	Page No.	Details
1	1	Rainbow
2	2	To Market, To Market
3	3	Traffic Lights
4	4	I hear thunder
5	5	Head Shoulders Knees and Toes
6	6-7	Finger Family
7	8-9	If you are happy and you know it, clap your hands
8	10	My head
9	11	One, Two, Buckle my Shoe
10	12	Aeroplane, Aeroplane
11	13	Ten Little Fingers
12	14	This is the way we wash our hands
13	15	Cobbler Cobbler, mend my Shoe
14	16	One, two, three, four, five
15	17	Mickey Mouse
16	18	Shapes
17	19	Mother
18	20	Father

1. Rainbow

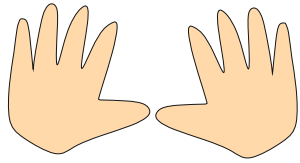


Violet, Indigo, Blue and Green,
Are some of the colours, In a rainbow seen;

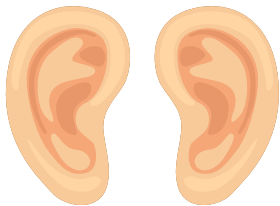
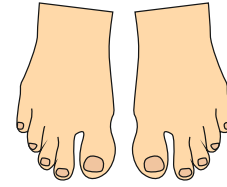
Yellow, Orange and Red
Seven colours, all neatly spread.




11. Ten Little Fingers



Ten little fingers
And ten little toes



Two little ears
And one little nose




Two little eyes
That shine so bright

One little mouth,
To Kiss mother 'good night'





16. Shapes



I am a **Circle**,
Round like a bangle.





I am a **Triangle**,
All my 3 sides are equal.



I am a **Square**,
All my 4 sides are same, be aware.

I am a **Rectangle**,
with 2 sides equal.



I am an **Oval**,
Shaped like a zero,
but I am very capable.

We are the shapes that you now know,
Look for us everywhere and show.

Moral: Do not get fooled by others praise.

the Fox ate it up.

The silly Crow felt happy and proud. She opened her mouth to sing, "Caw Caw Caw". The bread fell down and

too. Please let me hear it.

He thought of a plan and said, madam Crow, what beautiful feathers you have! Surely, your voice is sweet,

Crow & wanted the bread.

Once a Crow (🐦) was sitting on the branch of a tree. She had a piece of bread in her beak. A Fox (🦊) saw the



1. The Fox and the Crow

World of Sounds

Phonics

Aeroplane



Aa



Umbrella



Uu

Egg



Ee

Ice cream



Ii

Octopus



Oo




The Sounds



Icecream




Eraser



Egg

E e

I



Ant

A a



Aeroplane




Apple



The Sounds

Letter O says / o / o / o /



Octopus




Oil




Owl


O o



Onion



Oval



Orange

Ask the Children to make sound by saying /o/o/o/

The sound of letter starts with C c


3
C c



Car




Cake



Cat



Cup



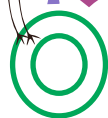



Cow

Ask the Children to make sound by saying /ca/co/cu/

ACUMENTM
TODAY
...For Smarter Tomorrow

Drawing & Colouring

Junior
KG



For an overall development of the child in early years, the LSRW (Listen, Speak, Read & Write) method of learning is age old, but is still relevant in modern days of today – our book is an attempt towards building the age-appropriate motor skills, cognitive skills, language skills, mathematic / arithmetic skills and most importantly the age-appropriate behavior, values, character, attitude, aptitude and knowledge.


We have brought about an integrated- interrelated- interconnected approach (3i) towards all the subjects of English, Mathematics and General Awareness.

Table of Content

Page No.	Details	Page No.	Details	Page No.	Details
1	• Van	17	• King of the	33	• Octopus
2	• Baby Elephant	18	• Which Fruit do you like?	34	• Bus
3	• Butterfly	19	• Ice-cream	35	• Shark
4	• Bird	20	• Teddy Bear	36	• My Car
5	• Fish	21	• Shapes	37	• Traffic Signal
6	• Diwali	22	• Rainbow	38	• Air balloons
7	• Diwali Lantern	23	• Boat	39	• Bee
8	• Colour the	24	• Vegetables	40	• Sea Shell
9	• Christmas tree	25	• Tree		
10	• Christmas bell	26	• Lotus		
11	• Jellyfish	27	• Bat and Ball		
12	• Frog	28	• Panda		
13	• Sun	29	• Helicopter		
14	• Birthday cake	30	• Kites		
15	• Balloons	31	• Flowers		
16	• Grapes	32	• Rabbit		

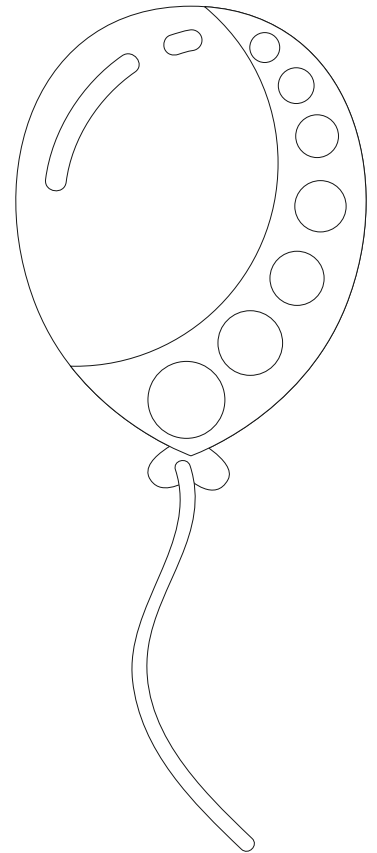

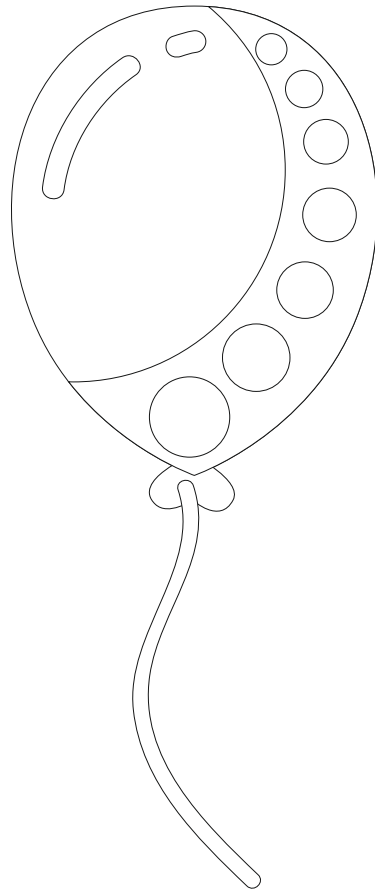
Baby Elephant

Colour the Baby Elephant





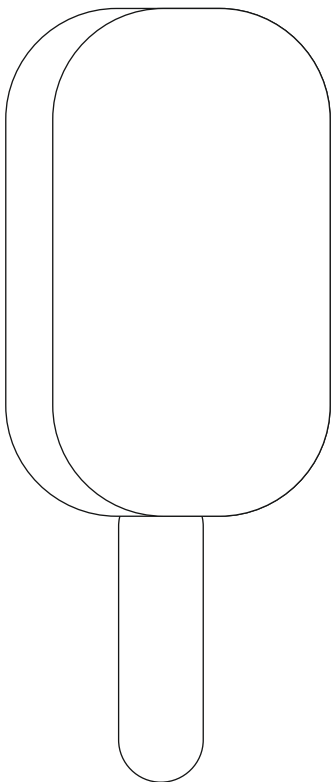

Balloons

Colour the Balloons



Ice-cream

Colour the Ice-cream



Bus

Colour the Bus

